




Music Progression Model

Year	 <p style="text-align: center;">Knowing</p> <p style="text-align: center;">Listening, Analysing & Evaluating Music and Musical Elements.</p>	 <p style="text-align: center;">Performing</p> <p style="text-align: center;">Developing skills to perform pre-existing music in on a range of instruments and in a range of styles.</p>	 <p style="text-align: center;">Creating</p> <p style="text-align: center;">Composing original music in a range of styles using Musical conventions.</p>
7	<ul style="list-style-type: none"> • Understand the difference between rhythm and pulse. • Identify the musical elements of Dynamics, Rhythm, Pitch, Articulation, Tempo, Structure, Melody, Instrumentation, Texture & Harmony. • Identify and use rhythmic notation. • Identify and use treble clef notation from middle C to F. • Identify the notes and basic functions on a keyboard. • Identify sharps and flats. • Recognise some Italian terms. • Recognise the key musical instruments of an orchestra. 	<ul style="list-style-type: none"> • Sing a range of songs in different styles. • Perform rhythms as part of an ensemble. • Improvise rhythms. • Play a short rhythmically simple piece accurately from treble clef notation. • Play simple right hand melodies on tuned percussion and keyboards. 	<ul style="list-style-type: none"> • Compose one bar rhythmic patterns using syllables. • Compose a simple melodic ostinato using the C major pentatonic scale and simple rhythms. • Compose an atmosphere appropriate for a given character or scenario. • Compose a short piece of music using an ABA or AABA structure.
8	<ul style="list-style-type: none"> • Recognise the key musical instruments used in pop music, The Blues & Jazz, West African Drumming, Samba and Calypso. • Understand the historical and geographical context of The Blues, Jazz, West African Drumming, Samba and The Blues. • Use key language to describe the elements of music. • Read Treble Clef Notation. 	<ul style="list-style-type: none"> • Perform basic melodic, vocal and rhythmic Riffs & Hooks. • Perform chord patterns. • Perform on a guitar or with two hands on a keyboard. • Sustain basic rhythms as part of an ensemble. • Work in a small ensemble to produce a musical performance. 	<ul style="list-style-type: none"> • Compose simple rhythmic cycles in the style of West African Rhythms. • Compose lyrics based on The Blues. • Arrange musical components and elements to create effective musical compositions.

	<ul style="list-style-type: none"> • Work out some notes in Bass Clef Notation. 		
9	<ul style="list-style-type: none"> • Understand the difference between melody and accompaniment. • Understand the impact that music can have on society. • Identify and understand Primary chords in C major. • Read treble clef fluently. • Identify the notes in Bass Clef. • Identify different musical genres, historical and geographical contexts. 	<ul style="list-style-type: none"> • Perform basic musical accompaniment. • Perform own arrangements of pop music. • Perform original compositions. • Incorporate musical elements effectively into performance. • Perform confidently in front of audiences of class mates, teachers and parents. 	<ul style="list-style-type: none"> • Compose original lyrics based on a theme. • Compose appropriate accompaniment for lyrics. • Compose using given chords. • Use musical elements creatively to add musical interest to composed music.