




Drama Progression Model

Year	 <p style="text-align: center;">Knowing</p> <p>Watching, Analysing & Evaluating Drama and Live Performance, Subject Knowledge and Context.</p>	 <p style="text-align: center;">Performing</p> <p>Developing skills to perform pre-existing and original dramatic works from a script in a range of different styles.</p>	 <p style="text-align: center;">Creating</p> <p>Devising original drama and dramatic ideas in a range of styles using Dramatic Conventions.</p>
7	<ul style="list-style-type: none"> • How to work safely in Drama • Identify Physical skills used in Drama – Facial Expressions, Eye Contact, Movement, Posture, Interactions & Gate. • Identify Vocal skills used in Drama – Volume, Emphasis, Tone, Accent, Pitch, Emotion. • Understand Roles and Responsibilities of the Actor and Director in Drama. • Identify the key elements on a script. • Understand different stage positions. • Understand the context and conventions of Chinese Theatre, French Mime & African Storytelling. 	<ul style="list-style-type: none"> • Perform a still image to show characters different from themselves. • Have an awareness of the audience. • Project the voice clearly • Make use of physical and vocal skills when performing. • Work in a group to fulfil a successful performance outcome. 	<ul style="list-style-type: none"> • Create short role-plays for given characters or storylines. • Create appropriate staging. • Create imaginative characters for performances. • Make use of still image, mime, soundscape and other appropriate dramatic conventions within devised dramatic work.
8	<ul style="list-style-type: none"> • Link specific Dramatic conventions to theatre through the ages. • Identify different stage types. • Identify and evaluate different styles of theatre through the ages. • Identify the difference between Naturalism and Non-Naturalism. 	<ul style="list-style-type: none"> • Perform in front of the class using given Dramatic Techniques. • Perform work that demonstrates research and educates an audience. • Perform extended drama with multiple scenes. • Learn lines for performance. • Demonstrate appropriate physical and vocal skills within performance. 	<ul style="list-style-type: none"> • Create work with more than one scene from given scenarios. • Create work that draws upon learned techniques from studied topics. • Create work that continues from a given plot and/or narrative. • Use dramatic techniques creatively to show symbolism in work.

9

- Understand what is meant by a stimulus.
- Understand what is meant by a target audience.
- Understand the importance of Shakespeare and his plays.
- Identify key Shakespeare plays and their stories.
- Describe and evaluate why different dramatic techniques might be appropriate for characters or scenarios.
- Understand how symbolism can be created in drama.
- Evaluate the effectiveness of theatre on stage when conveying a message.

- Perform short scripted performances adhering to stage directions and dialogue accurately.
- Learn extended sections of script for performance.
- Perform convincing character that are appropriate for plays using Physical and Vocal skills accurately.
- Make use of Costume, Set, Light and Sound to create atmosphere in performance.

- Work as part of a group to create a piece of drama from a given stimulus.
- Create unique and individual plot and narrative as part of a group.
- Effectively use symbolism through dramatic techniques within Devised work.
- Create extended work that has a complete and satisfactory narrative.