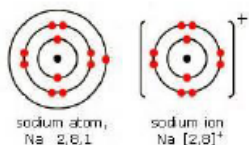


Chemistry Knowledge Organiser

Topic 10: Structure, Bonding and Materials

Ions

All atoms are more stable with a full outer shell of electrons. Some atoms will lose electrons to get a full outer shell: these are metals. Some atoms will gain electrons to get a full outer shell: these are non metals. An ion is an atom with a positive or negative charge, these are formed by an atom gaining or losing electrons. For example, sodium has one electron in its outer shell, it therefore loses one electron to form a Na^+ ion. We represent ions with square brackets around the ion and the charge in the top right corner.

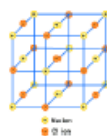


The group number indicates how many electrons an atom would have to lose or gain to get a full outer shell of electrons. See below to see what ions different groups form

Group	What happens to the electrons?	Charge on ions
1	Lose 1	+1
2	Lose 2	+2
3	Lose 3	+3
5	Gain 3	-3
6	Gain 2	-2
7	Gain 1	-1

Ionic Lattice

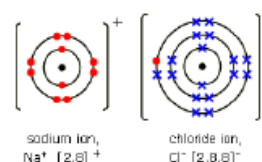
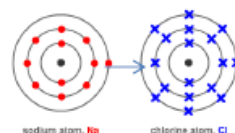
Ionic compounds have regular structures (giant ionic lattices) in which there are strong electrostatic forces of attraction in all directions between oppositely charged ions.



Key Terms	Definitions
Metal	An element which loses electrons to form positive ions
Non Metal	An element which gains electrons to form negative ions
Ion	An atom (or particle) with a positive or negative charge, due to loss or gain of electrons
Ionic Bond	A bond formed by the electrostatic attraction of oppositely charged ion
Electrostatic	The force between a positive and negative charge.

Ionic Bonding

When a metal atom reacts with a non-metal atom electrons in the outer shell of the **metal atom are transferred to the non metal atom**. This means the metal has a positive charge and the non metal has a negative charge. This means there is an **electrostatic attraction** between the two ions, this is what forms an ionic bond. Both atoms will have a **full outer shell** (this is the same as the structure of a noble gas) see example below of sodium chloride.



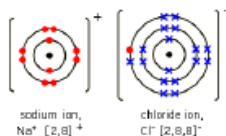
Chemistry Knowledge Organiser

Topic 10: Structure, Bonding and Materials

Ionic Bonding- Models


There are a number of ways we can represent ionic bonding all; of these have advantages and limitations. For example all the diagrams below show ways we can represent sodium chloride

1. Dot and cross diagrams- These show clearly how the electrons are transferred. It does not, however, show the 3D lattice structure of an ionic compound or that this is a giant compound.



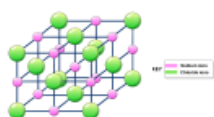
2. 2D ball and stick model of ionic bonding

This has the advantage of showing that electrostatic forces happen between oppositely charged ions in an ionic compound. However, does not show the 3D structure of an ionic compound.



3. 3D Ball and Stick model of ionic bonding

This clearly shows the 3D structure of the ionic lattice and how different ions interact with other ions in all directions to create an ionic lattice.



Key Terms	Definitions
Ionic Lattice	The regular 3D arrangement of ions in an ionic compound
Giant	When the arrangement of atoms is repeated many times, with large numbers of atoms or ions
Aqueous	When a substance is dissolved in water
Empirical Formula	The simplest ratio of atoms in a compound

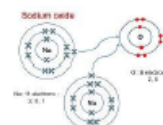
Properties of Ionic compounds

Ionic compounds have high melting points, due to strong electrostatic forces between the oppositely charged ions. This means a lot of energy is required to break these bonds. For example the melting point of sodium chloride is 801 °C.

Ionic compounds do not conduct electricity as a solid. They do conduct electricity if they are dissolved in water (aqueous) or in the liquid state. This is because the ions are free to move, carrying the electric charge.

Empirical Formula of Ionic Compounds

In sodium chloride, 1 sodium atom gives an electron to a chlorine atom, therefore the empirical formula is NaCl. However there are some examples where the ratio of atoms is not 1:1. For example when sodium bonds with oxygen, sodium only wants to lose one electron but oxygen needs to gain two. So you need two sodium atoms for every oxygen so the empirical formula is Na₂O.

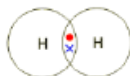


Chemistry Knowledge Organiser

Topic 10: Structure, Bonding and Materials

Covalent Bonding

Covalent bonding occurs between non metals. Electrons are shared between the atoms, so that they have a full outer shell. Covalent bonds are strong and require a lot of energy to break. The simplest example is hydrogen: both hydrogen atoms have one electron in their outer shell. Therefore both hydrogen atoms share one electron each, to give them both a full outer shell, we can show this bond on a dot and cross diagram.



When drawing covalent molecules we use "dot cross diagrams" as we do with ionic compounds. It is important to represent the electrons on one atom with a dot and on the other atom with an X.

The first five examples, hydrogen, chlorine, water, hydrogen chloride and ammonia (NH₃) all share one electron per atom in a to make a full outer shell of electrons on each atom.



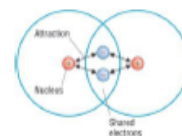
Some atoms need more than one electron to give them a full outer shell, for example oxygen needs 2 electrons to complete its outer shell. Oxygen therefore shares two electrons per atom to make a double bond. Nitrogen needs three electrons to complete its outer shell, this forms a triple bond between the two nitrogen atoms, to make a nitrogen molecule.



Key Terms	Definitions
Covalent Bonding	Bonding between 2 (or more) atoms where electrons are shared
Molecule	A substance which contains two or more covalently bonded atoms
Lone Pair	A pair of electrons that are not part of the covalent bond

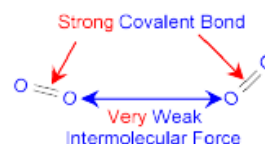
The Nature of a Covalent Bond

Covalent bonds are strong because there is electrostatic attraction between the electrons in the covalent bond and the positively charged nucleus. This means a lot of energy is required to break a covalent bond.



Properties of Simple Covalent Compounds

Simple covalent compounds have low melting points and are often gases at room temperature, for example oxygen and carbon dioxide. Although the covalent bonds between the atoms are strong, the intermolecular forces between the molecules are weak. It is very important to remember that covalent bonds are strong but the intermolecular forces are weak. This means that only a small amount of energy is required to overcome these weak forces.



Please see the next page for more properties of covalent compounds.

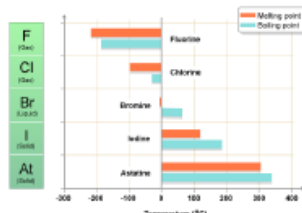
Chemistry Knowledge Organiser

Topic 10: Structure, Bonding and Materials

Properties of Covalent Compounds-Continued

The size of the intermolecular force between molecules increases as the molecules get larger. This is because a force called the van der Waals force increases (you do not need to know that for GCSE). For example as you go down group 7, the boiling points increase because the molecules get larger.

As you can see from the graph below, the boiling point of fluorine is -188°C and is therefore a gas at room temperature, whereas the melting point of astatine is 302°C and is therefore a solid at room temperature. This is because the intermolecular forces between the larger astatine molecules are larger than between the smaller fluorine molecules.



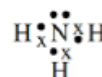
As well as having low melting points, covalent compounds do not conduct electricity. This is because they have no free electrons or ions and therefore there is nothing to carry the electric charge. Remember pure water does not conduct electricity, only when it has ions dissolved in it will it conduct.

Key Terms	Definitions
Polymer	A very large molecule, made from monomers
Repeating Unit	The shortest repeating section of a polymer
Intermolecular Forces	The force of attraction between two molecules

Representing Covalent Compounds

Like ionic compounds, there are variety of ways that scientists use to represent covalent compounds.

1. Dot cross diagram



There are two dot cross representations of ammonia shown above. The advantages of these diagrams are that it is very clear, which electrons are used in bonding and which are lone pairs. However it does not show the 3D structure of the molecule and this can be extremely important for scientists.

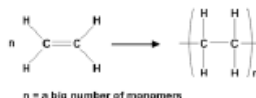
2. Ball and stick model



A ball and stick diagram can either be 2D or 3D. While the 2D version clearly shows which atoms are bonded together, the 3D version gives the scientist more information about the 3D shape and the angles between the bonds of the molecule.

Polymers

Polymers are large covalent compounds which can be many thousands of atoms in length. They are made from small molecules known as monomers. Rather than drawing out all the atoms in a polymer we draw a repeating unit which is the structure of the monomer in square brackets, with a *n* representing a very large number of atoms. Polymers have higher melting points than smaller covalent compounds like carbon dioxide as the intermolecular bonds are stronger. However the bonds are not as strong as they are in ionic or giant covalent compounds so the melting points are lower than those compounds.



Chemistry Knowledge Organiser

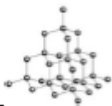
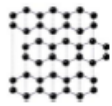
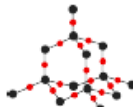
Topic 10: Structure, Bonding and Materials

Giant Covalent Compounds

In a giant covalent structure all atoms are bonded to each other by strong covalent bonds. Giant covalent compounds have a high melting point because many strong covalent bonds need to be broken and this requires a lot of energy.

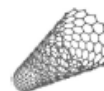

There are three examples you need to know, diamond, graphite and silica (see table below)

Key Terms	Definitions
Giant Covalent	Giant covalent structures contain a lot of non-metal atoms, each joined to adjacent atoms by covalent bonds
Delocalised electron	An electron that is not attached to an atom
Allotrope	Different forms of the same element for example diamond and graphite are allotropes of carbon
Macromolecule	A molecule which contains many atoms

Substance	Diagram	Description	Properties
Diamond		Each carbon is covalently bonded to four other carbons	Very hard, very high melting point, due to strong covalent bonds. Does not conduct electricity.
Graphite		Each carbon is covalently bonded to 3 other carbons, there are weak (non covalent) bonds between the layers.	High melting point, conductor of electricity due to delocalised electrons. Slippery as layers can slide over each other
Silica		Every silicon atom is bonded to 2 oxygen atoms and vice versa	High melting point

Graphene and Fullerenes

There are other forms of carbon which have been discovered recently: **graphene** is a single layer of graphite so it is 1 atom thick. Fullerenes are molecules of carbon with hollow shapes. The most famous example is Buckminsterfullerene (C_{60}). Fullerenes have use in drug delivery and as catalysts. Carbon nanotubes are cylinder shaped fullerenes, these are strong and are excellent conductors of both heat and electricity.

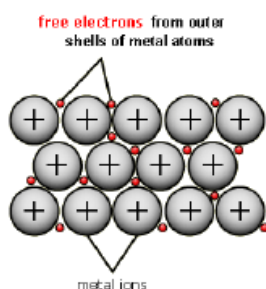


Chemistry Knowledge Organiser

Topic 10: Structure, Bonding and Materials

Metallic Bonding

Metals form giant structures. The metal atoms form a regular pattern and the donate their outer electron to the "sea of delocalised electrons". These electrons are free to move. The 2D structure of metallic bonding looks like this:



This would be the structure of a group 1 metal like sodium, if it were a group 2 metal like magnesium then the charge on the ions would be Mg^{2+} .

Properties of Metals

Metals are **good conductors of electricity**, due to the delocalised electrons, which can carry the electric charge. Metals are also **good conductors of heat** as the free electrons can transfer the heat energy through the metal.

Metals are also **malleable** (bendy) as the layers of ions can easily slide over one another. This means that many pure metals are too soft for uses such as building.

Key Terms	Definitions
Metallic Bonding	A type of bonding which occurs only in metals
Alloy	A mixture of 2 or elements, one of which is a metal (the other element may be metal or non metal)
Delocalised electron	An electron that is not attached to an atom
Malleable	The ability of a material to be bent into shape.

Alloys

Alloys are mixtures of 2 or more elements, one of which is a metal. Examples of alloys include brass and steel. Metals are alloyed so that the regular structure of metals is changed and the layers of ions can no longer slide over one another; therefore making it much stronger.



Reactivity of metals

When a metal reacts it forms a positive ion. The easier it is for a metal to form a positive ion, the more reactive it is. This is shown in the reactivity series; you should memorise the position of different elements:

potassium	most reactive	K
sodium		Na
calcium		Ca
magnesium		Mg
aluminium		Al
carbon		C
zinc		Zn
iron		Fe
tin		Sn
lead		Pb
hydrogen		H
copper		Cu
silver		Ag
gold		Au
platinum	least reactive	Pt

Chemistry Knowledge Organiser

Topic 10: Structure, Bonding and Materials

Nanoparticles

Nanoparticles have a diameter between 1 nm and 100 nm, this means they are only a few hundred atoms in size. There is a field of Science known as nanoscience which is dedicated to the study of nanoparticles.

Nanoparticles are smaller much than coarse particles, which have a diameter between 1×10^{-5} m and 2.5×10^{-6} m. They are also smaller than fine particles, which are defined as having a diameter of 100 and 2500 nm.

Nanoparticles have an extremely large surface area to volume ratio, this gives them a variety of useful properties.

Uses of nanoparticles

The high surface area to volume ratio means nanoparticles will make excellent catalysts, see more on this in the rate of reaction topic.

Nanoparticles also have many potential applications in medicine for example:

- The targeted delivery of drugs- they are more easily absorbed into the body and therefore could be use to deliver drugs to specific tissues.
- Making synthetic skin

Nanoparticles are also used in the following items:

- Silver nanoparticles have antibacterial properties. These can be used in things like clothing, deodorants and surgical masks.
- Some nanoparticles are electrical conductors, these can be used to make components in very small circuit boards.
- Nanoparticles are also used in cosmetics, to make them less oily
- Nanoparticles are also used in sun creams, they provide better protection from UV than conventional sun creams. They also provide better skin coverage.

Key Terms	Definitions
Nanoparticles	A particle between 1nm and 100nm in diameter.
Surface area to volume ratio	The surface area of a substance divided by the volume.
Nanometre	A unit of measurement: 1×10^{-9} m
Catalyst	A substance which speeds up a reaction, without being used up.

Dangers on Nanomaterials

The long term affects of nanomaterials on the body have not been well researched. For example when using sunscreen, nanoparticles are absorbed through the skin. The affects of long term exposure to these has not been well researched.

Some people believe anything containing nanoparticles should be clearly labelled.