



Dear Parent/ Carer

RE: Inspiring Digital Enterprise Award

Our year 7 and 8 computer science students have been completing homework tasks for the Inspiring Digital Enterprise Award, known as iDEA. This award aims to equip young people with digital and enterprise skills. Wherever they are – on the bus, in the library, at school or in their bedroom, people can access resources to inspire them for their future careers and help unlock their potential.

iDEA helps young people learn how to make, create, build and shine in the digital world. Learners take part in a series of challenges in order to win awards. For every new skill and learning experience mastered, iDEA learners are awarded a digital badge. Each badge carries a number of points. When participants earn enough points, they are awarded the Bronze, Silver or Gold Inspiring Digital Enterprise Award.

There are badges which can help you to be safe online, and pick up tips and techniques on topics such as web design, cyber security, cloud computing, animation and how to use colours in digital creations.

Digital skills are all about developing the ability to tell a computer what to do, to make, to build, to get creative and to gain confidence. Enterprise skills set you up for success in the world of work. iDEA helps equip people to be digital workers, makers, entrepreneurs, gamers and citizens of the future.

We are aware many of our students would value extra work to complete at home. Especially if you and your family find yourself in a situation where you are having to self-isolate. If your child is looking for some exciting and challenging work to do over the coming weeks, iDEA is a resource we would strongly recommend.

All students will already have log in details for the website <https://idea.org.uk/login> there is also a link to the website in the home study <https://www.thekibworthschool.org/Home-Study/> section of the TKS website. We will also put a PDF in this area that will give students information as to how to join a particular class so that their teacher can monitor their progress.

Parents and Carers may want to create a profile and have a go too, we hope you enjoy this resource.

Kind regards

Mrs Wilford

Director of Learning for Innovation and Enterprise

# What's it all about?



Idea, is a national award that can help you be a  
**FANTASTIC** citizen

You complete badges based on a range of digital enterprise topics, in order to gain the award.

# SIGN UP

Nickname

Date of Birth

Email

Password

Confirm Password

I agree to the [terms](#) and [privacy](#)

**SIGN UP**

**LOGIN**

1) Go to [www.idea.org.uk](http://www.idea.org.uk)

Make yourself an account, using your school email address (if you have not done so already):

(**LOGON\_NAME**@thekibworthschool.org)

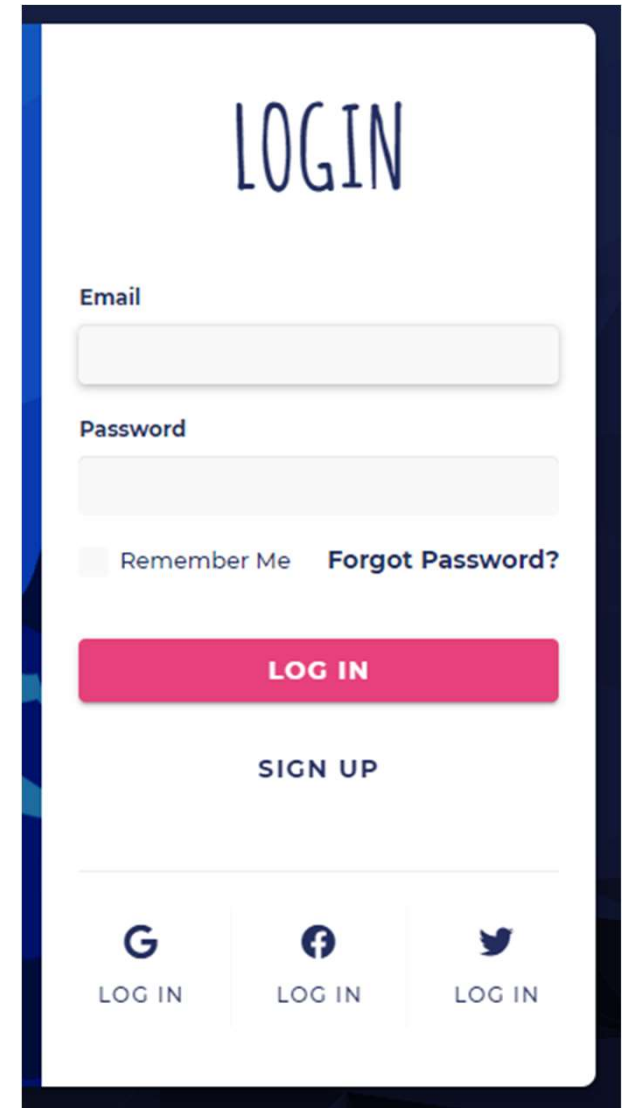
If you have an account log into to it.

# Passwords

If you have forgotten your password click on the “forgot password” link.

This will send an email to your registered email account (This is your school email account)

Follow the information in the email



LOGIN

Email


Password


Remember Me [Forgot Password?](#)


**LOG IN**

[SIGN UP](#)

---

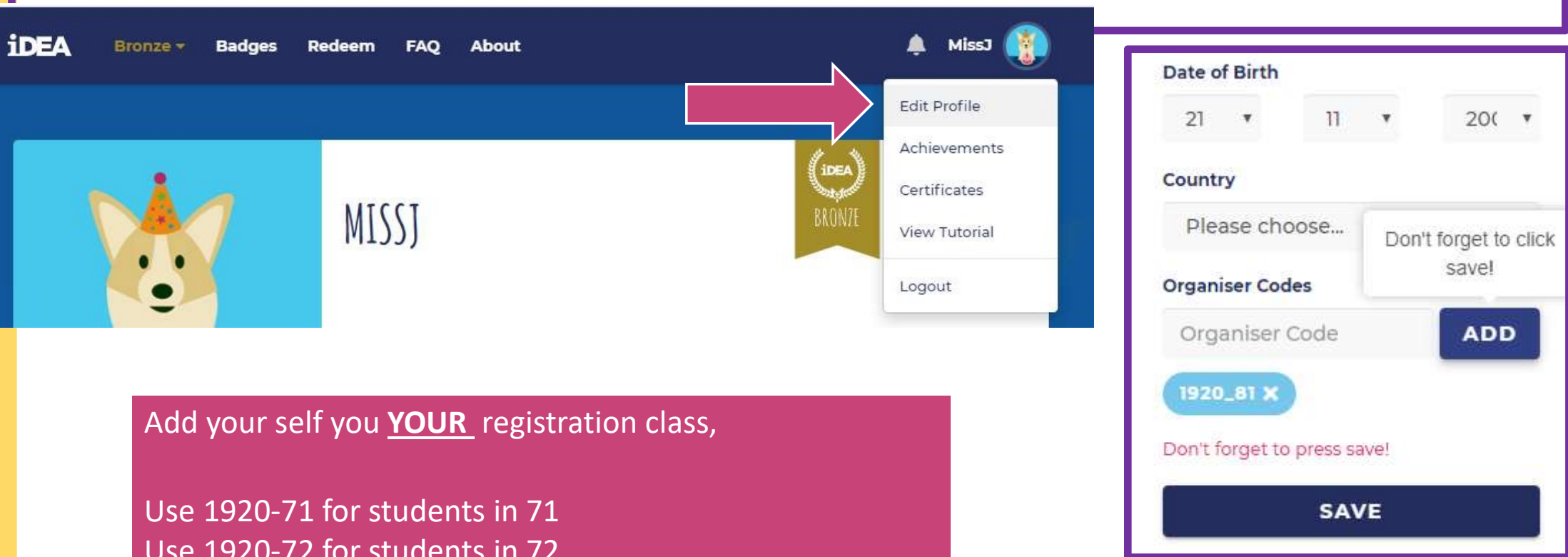
 LOG IN

 LOG IN

 LOG IN

# Adding to your class – if you have not already done so

Assign yourself to the correct class, GO TO THE TOP RIGHT, CLICK ON YOUR NAME AND EDIT PROFILE, at the bottom use 1920\_**REGCLASS** (example 1920\_81), click **ADD** and then **SAVE**



The image shows a screenshot of the iDEA website interface. At the top, there is a navigation bar with the iDEA logo and links for Bronze, Badges, Redeem, FAQ, and About. On the right side of the navigation bar, there is a user profile section for 'MissJ' with a notification bell icon and a profile picture. A pink arrow points to the 'Edit Profile' option in the dropdown menu that appears when the user's name is clicked. The dropdown menu also includes options for Achievements, Certificates, View Tutorial, and Logout. Below the navigation bar, there is a profile card for 'MISSJ' featuring a cartoon dog wearing a party hat. To the right of the profile card, there is a gold 'iDEA BRONZE' badge. On the far right, there is a 'Date of Birth' form with dropdown menus for day (21), month (11), and year (200). Below this is a 'Country' dropdown menu with the text 'Please choose...'. Underneath is the 'Organiser Codes' section, which includes a text input field for the 'Organiser Code', an 'ADD' button, and a blue pill-shaped button containing the code '1920\_81 X'. A warning message 'Don't forget to click save!' is displayed above the 'ADD' button. At the bottom of the form, there is a 'SAVE' button and another warning message 'Don't forget to press save!'.

Add your self you YOUR registration class,

Use 1920-71 for students in 71  
Use 1920-72 for students in 72

# Completing the bronze award



Each of the sections, outlined below, have a range of topics that can be completed.

To gain the award, you must reach 50 points in each section, and a further 50 in one section.



**Challenge: can you get onto the silver award by passing the bronze first?**